

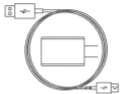
blurams

Home Pro A10C

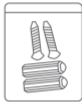
구성품



1 × 카메라



1 × USB 케이블 &
아답타



1 × 스크류
액세서리 팩

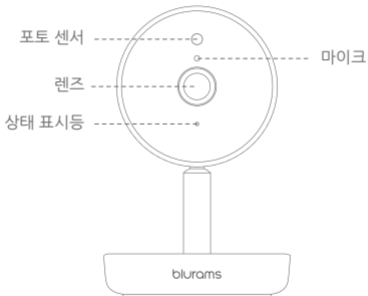


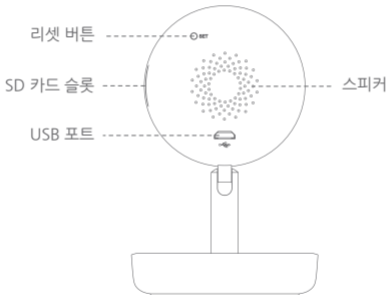
1 × 베이스



1 × 설명서

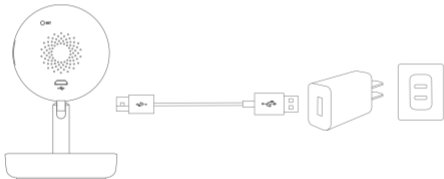
카메라 안내





1. 카메라에 플러그를 꽂으세요

USB 케이블이 연결된 상태에서 전원 아답타를 전원 콘센트에 꽂습니다.
최적의 성능을 위해, 제품 패키지에 포함된 제품을 사용하세요.



2. 블루램즈 APP를 다운로드 합니다

App Store 또는 Google Play에서 "blurams"를 검색하여 앱을 다운로드하십시오. 또는 QR 스캐너 앱을 열고 아래의 blurams 앱 QR 코드를 스캔하여 앱을 설치할 수 있습니다.

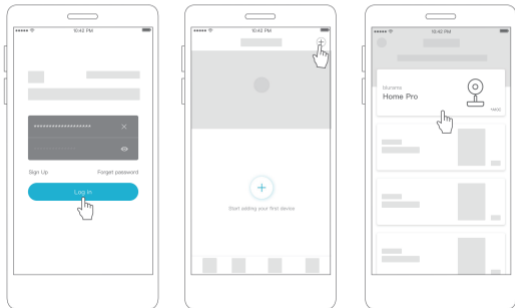


blurams App QR code



3. APP에서 카메라를 등록 합니다

blurams 앱에 들어가서 무료 blurams 계정에 가입 한 후 로그인하십시오.
홈페이지로 이동하여 오른쪽 상단의 "+"아이콘을 클릭하고 카메라를
선택하십시오. 앱 인터페이스의 안내에 따라 카메라를 추가해 주세요.



FAQs

제품 정보, 제품 설치 및 사용에 문제가있는 경우 blurams 앱의 "나의> 도움말 및 피드백"을 참조하거나 support@blurams.com으로 문의 주세요.

피드백을 주세요

blurams는 고품질 제품을 제공하고자 노력하고 있습니다. 귀하의 의견이나 제안을 부탁드립니다. support@blurams.com을 통해 의견을 보내주세요.



FCC Statement

This equipment has been tested and found to comply with the limits for a Class B digital device, pursuant to part 15 of the FCC rules.

These limits are designed to provide reasonable protection against harmful interference in a residential installation. This equipment generates, uses and can radiate radio frequency energy and, if not installed and used in accordance with the instructions, may cause harmful interference to radio communications. However, there is no guarantee that interference will not occur in a particular installation.

If this equipment does cause harmful interference to radio or television reception, which can be determined by turning the equipment off and on, the user is encouraged to try to correct the interference by one or more of the following measures:

- Reorient or relocate the receiving antenna.
- Increase the separation between the equipment and receiver.
- Connect the equipment into an outlet on a circuit different from that to which the receiver is connected.
- Consult the dealer or an experienced radio/TV technician for help.

To assure continued compliance, any changes or modifications not expressly approved by the party.

Responsible for compliance could void the user's authority to operate this equipment. (Example- use only shielded interface cables when connecting to computer or peripheral devices).

This equipment complies with Part 15 of the FCC Rules.

Operation is subject to the following two conditions:

- (1) This device may not cause harmful interference, and
- (2) This device must accept any interference received, including interference that may cause undesired operation.

FCC Radiation Exposure Statement:

The equipment complies with FCC Radiation exposure limits set forth for uncontrolled environment. This equipment should be installed and operated with minimum distance 20cm between the radiator and your body.

FCC ID: 2ASAQ-A10C

축하합니다!

카메라가 설치되었습니다! 블루램즈를 이용해 주셔서 감사합니다!



blurams Facebook



blurams Instagram

support@blurams.com

www.blurams.com