

blurams

Outdoor Pro A21C

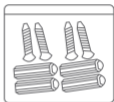
パッケージ内容



1 × カメラ



1 × 電源アダプター



1 × ネジ一式

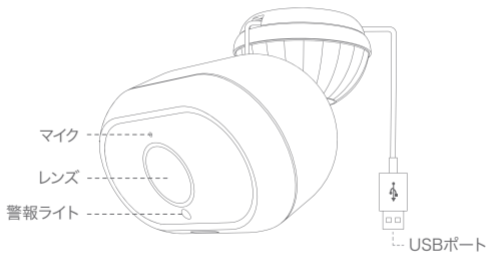


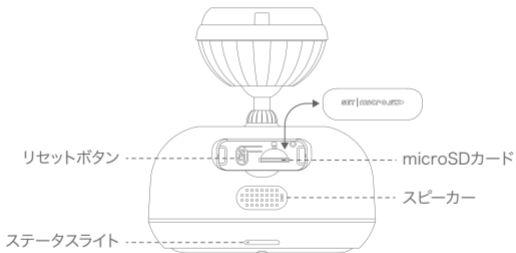
1 × マウントベース



1 × マニュアル

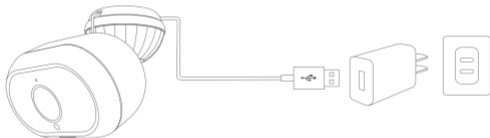
各部名称





1. カメラの接続

電源アダプターをコンセントに差し込み、カメラをUSBケーブルで接続します。本製品に、付属品以外のアクセサリを使用しないでください。



2. Bluramsアプリのダウンロード

App StoreまたはGoogle Playで「blurams」を検索してアプリをダウンロードします。または、下記のBluramsアプリのQRコードをスキャンしてアプリをインストールすることもできます。

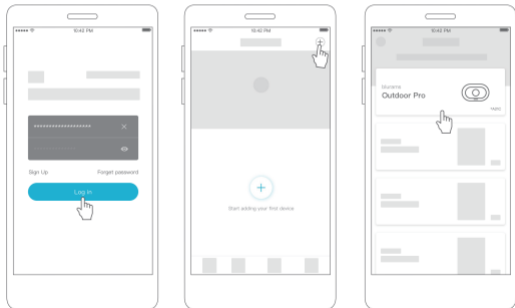


blurams App QR code



3. アプリにカメラを追加

Bluramsアプリを開き、無料のBluramsアカウントに新規登録してからログインします。画面右上の「+」アイコンをクリックして、カメラを選択します。アプリの指示に従ってカメラを追加してください。



よくあるご質問

製品情報、製品のインストール、使い方などのご質問は、Blirammsアプリの「マイアカウント>ヘルプとフィードバック」を参照するか、support@blurams.comにメールを送付ください。

ご意見ご要望

Bluramsは高品質な製品とユーザーエクスペリエンスの提供に取り組んでいます。ご意見ご要望はアプリまたはメールsupport@blurams.comにてお寄せください。



FCC Statement

This equipment has been tested and found to comply with the limits for a Class B digital device, pursuant to part 15 of the FCC rules.

These limits are designed to provide reasonable protection against harmful interference in a residential installation. This equipment generates, uses and can radiate radio frequency energy and, if not installed and used in accordance with the instructions, may cause harmful interference to radio communications. However, there is no guarantee that interference will not occur in a particular installation.

If this equipment does cause harmful interference to radio or television reception, which can be determined by turning the equipment off and on, the user is encouraged to try to correct the interference by one or more of the following measures:

- Reorient or relocate the receiving antenna.
- Increase the separation between the equipment and receiver.
- Connect the equipment into an outlet on a circuit different from that to which the receiver is connected.
- Consult the dealer or an experienced radio/TV technician for help.

To assure continued compliance, any changes or modifications not expressly approved by the party.

Responsible for compliance could void the user's authority to operate this equipment. (Example- use only shielded interface cables when connecting to computer or peripheral devices).

This equipment complies with Part 15 of the FCC Rules.

Operation is subject to the following two conditions:

- (1) This device may not cause harmful interference, and
- (2) This device must accept any interference received, including interference that may cause undesired operation.

FCC Radiation Exposure Statement:

The equipment complies with FCC Radiation exposure limits set forth for uncontrolled environment. This equipment should be installed and operated with minimum distance 20cm between the radiator and your body.

FCC ID: 2ASAQ-A21C

設置完了です！

以上でカメラを使用できます。Blurams製品のご利用ありがとうございます。



blurams Facebook



blurams Instagram

support@blurams.com

www.blurams.com