

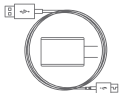


Dome Lite 2 A31

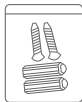
包裝清單



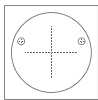
1 × 攝影機



1 × USB線和電
源變壓器



1 × 螺絲配件

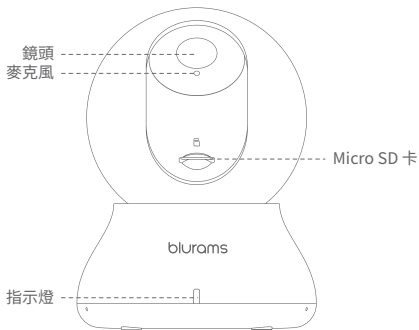


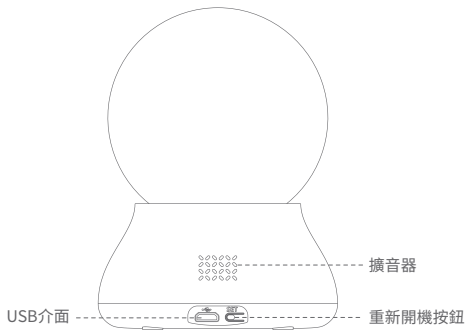
1 × 定位紙



1 × 說明書

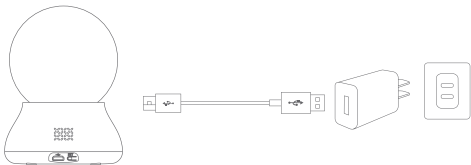
了解您的攝影機





1. 給您的攝影機通電

將電源供應器插入插座，並用USB線連接攝影機。為了設備的正常工作，請使用原裝配件。



2. 下載Blurams 應用程式

通過在App Store或Google Play商店 搜索“Blurams”來下載應用程式。
您也可以通過掃描下方的 QR-Code 來下載安裝。

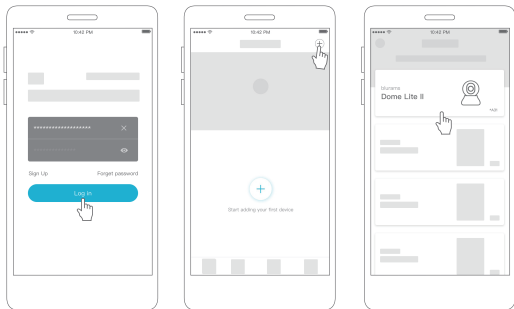


blurams App QR code



3. 增加和配對設備

打開Blurams應用程式，免費註冊Blurams使用者帳號並登入。點擊首頁右上角的“+”，並選擇對應的設備型號，然後根據指引完成設備的增加和配對。



常見問題

如果您對於產品資訊、安裝及使用有任何疑問，請從Blurams應用程式內進入“我的→說明和回饋”介面進行回饋或直接發送電子郵件至 support@blurams.com。

期待您的回饋

Blurams致力於提供高品質的產品和使用者體驗，因此我們一直渴望收到用戶真實的回饋和建議。您可以通過應用程式或電子郵件至 support@blurams.com來進行任何回饋或建議。



FCC Statement

This equipment has been tested and found to comply with the limits for a Class B digital device, pursuant to part 15 of the FCC rules.

These limits are designed to provide reasonable protection against harmful interference in a residential installation. This equipment generates, uses and can radiate radio frequency energy and, if not installed and used in accordance with the instructions, may cause harmful interference to radio communications. However, there is no guarantee that interference will not occur in a particular installation.

If this equipment does cause harmful interference to radio or television reception, which can be determined by turning the equipment off and on, the user is encouraged to try to correct the interference by one or more of the following measures:

- Reorient or relocate the receiving antenna.
- Increase the separation between the equipment and receiver.
- Connect the equipment into an outlet on a circuit different from that to which the receiver is connected.
- Consult the dealer or an experienced radio/TV technician for help.

To assure continued compliance, any changes or modifications not expressly approved by the party.

Responsible for compliance could void the user's authority to operate this equipment. (Example- use only shielded interface cables when connecting to computer or peripheral devices).

This equipment complies with Part 15 of the FCC Rules.

Operation is subject to the following two conditions:

- (1) This device may not cause harmful interference, and
- (2) This device must accept any interference received, including interference that may cause undesired operation.

FCC Radiation Exposure Statement:

The equipment complies with FCC Radiation exposure limits set forth for uncontrolled environment. This equipment should be installed and operated with minimum distance 20cm between the radiator and your body.

FCC ID: 2ASQA-A31

恭喜你！

您的攝影機已經配對完成，可以使用了！感謝您選擇Blurams。



blurams Facebook



blurams Instagram

support@blurams.com

www.blurams.com